



Introducing Jaspersoft 4

The Promise of BI

- Improves Business Performance



- Reduced operational spend and customer satisfaction



- Increased revenue and competitiveness



- Improved profitability



Number of people using BI

Posted by Boris Evelson on March 20, 2010

“...(of the) 66 million workers employed by US firms who could potentially use BI, 1.5 million use BI apps, or just over 2%...”



“Within Industry Average Companies, 25% use a BI solution”

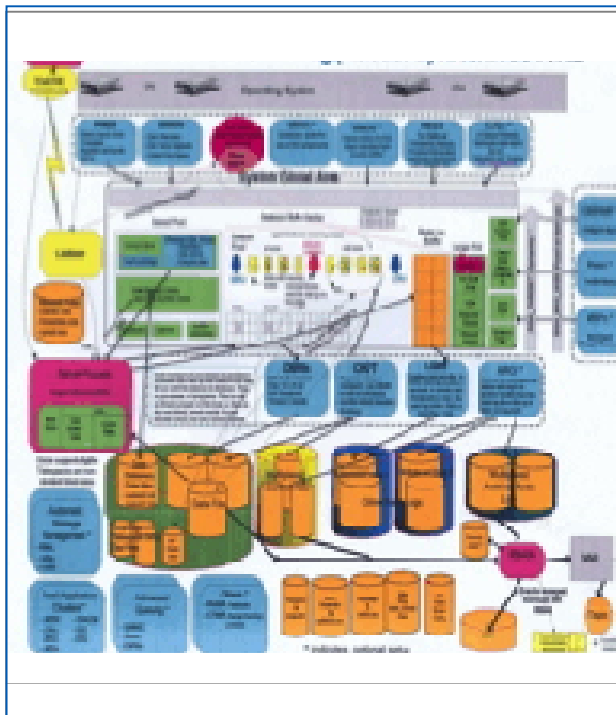
“The Business Value of Pervasive BI”, July 2009

How did we get here?


- Factors impacting broader adoption



Cost



Architecture



Usability

- Who is Jaspersoft?
- Introducing Jaspersoft 4
 - Fulfilling the Promise of BI
 - The BI Builder
 - Demonstration
- Q & A

Who is Jaspersoft?



The World's Most Widely Deployed Business Intelligence

Flexible

- Modular, lightweight
- Cloud, SaaS, On-Premises

Affordable

- 80% less than traditional BI providers



Proven

- 12 million+ product downloads
- 160,000 production deployments

End-to-End BI Suite




Reports & Dashboards



BI Platform



Analysis



Data Integration

Sample Jaspersoft Customers



Software & Technology



Public Sector



Healthcare/Pharmaceutical



Travel & Transportation



Financial Services



Telecommunications



Manufacturing



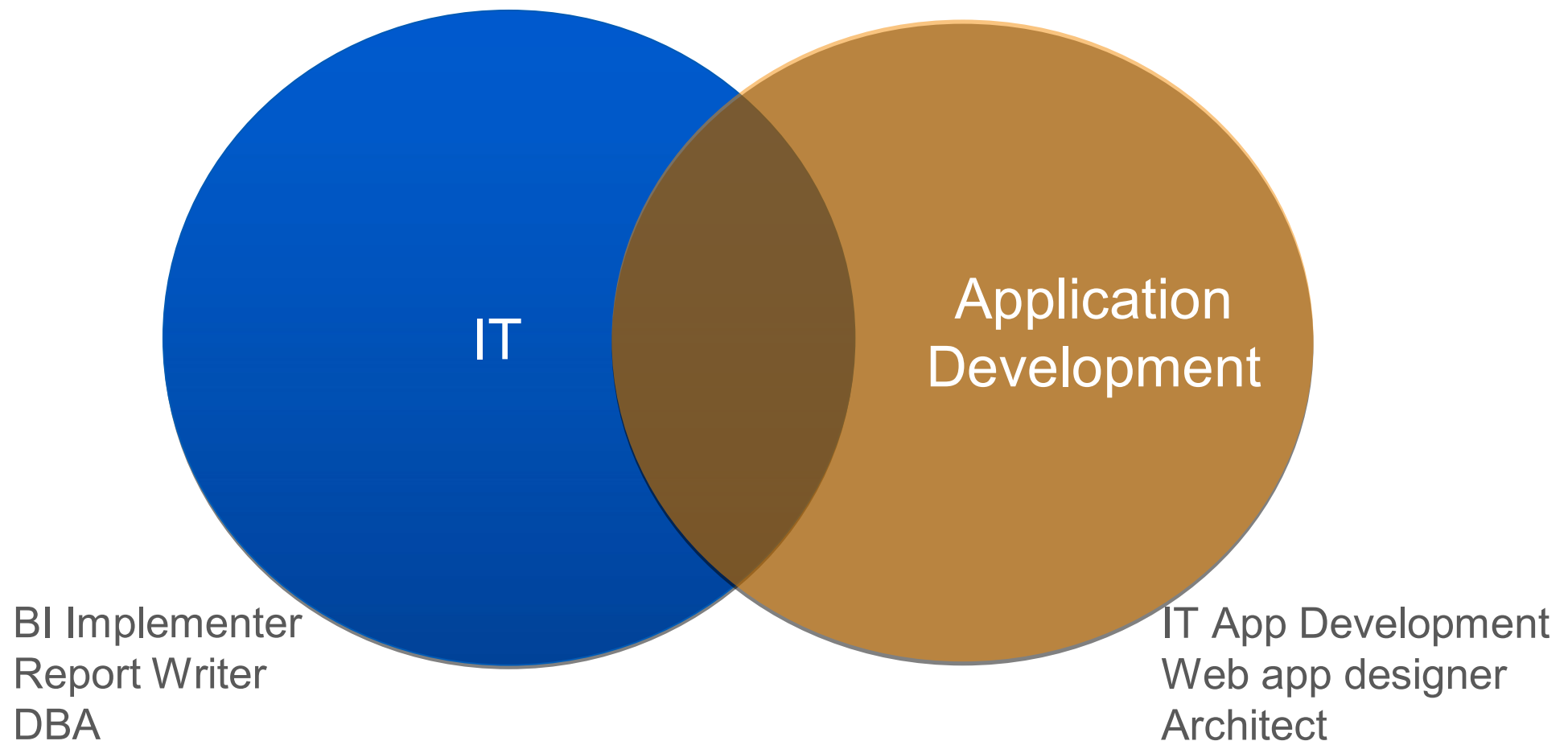
- Who is Jaspersoft?
- **Introducing Jaspersoft 4**
 - **Fulfilling the Promise of BI**
 - **The BI Builder**
 - **Demonstration**
- Q & A

Fulfilling the Promise of BI

- Affordable: Acquisition to Deployment
- Flexible Architecture: Convergence with Applications
- Easy to Use: Designed with Consumer in Mind

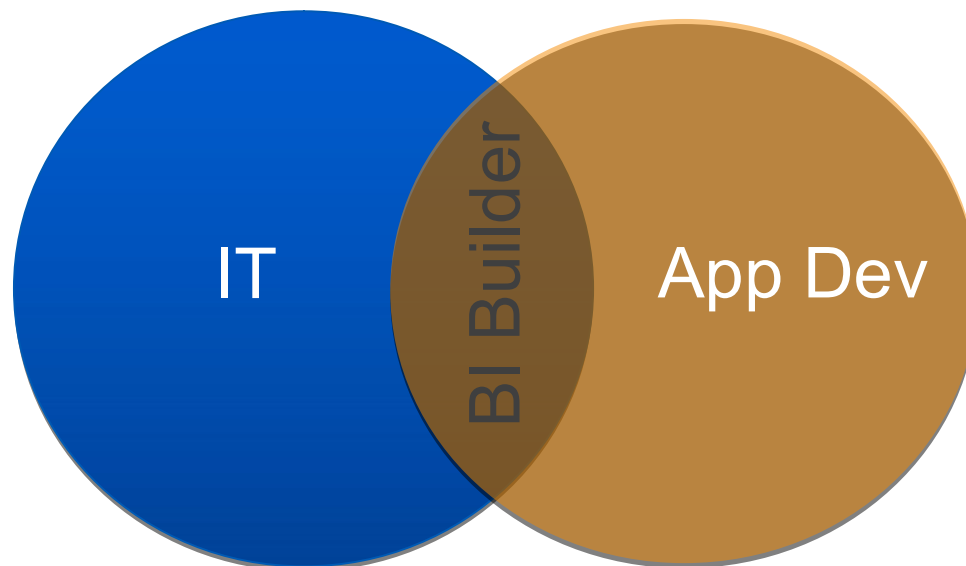


- New profile has emerged to improve BI adoption



Introducing the BI Builder

- Affordable Solution
- Flexible Web Based Architecture
- Consumer Web App UI experience



The World's First End-to-End BI Suite Designed for Web Applications

- Consumer Web Application-like UI
- 100% Complete Web Application BI Stack
- Easy to embed and integrate



Jaspersoft 4: Consumer Web App UI

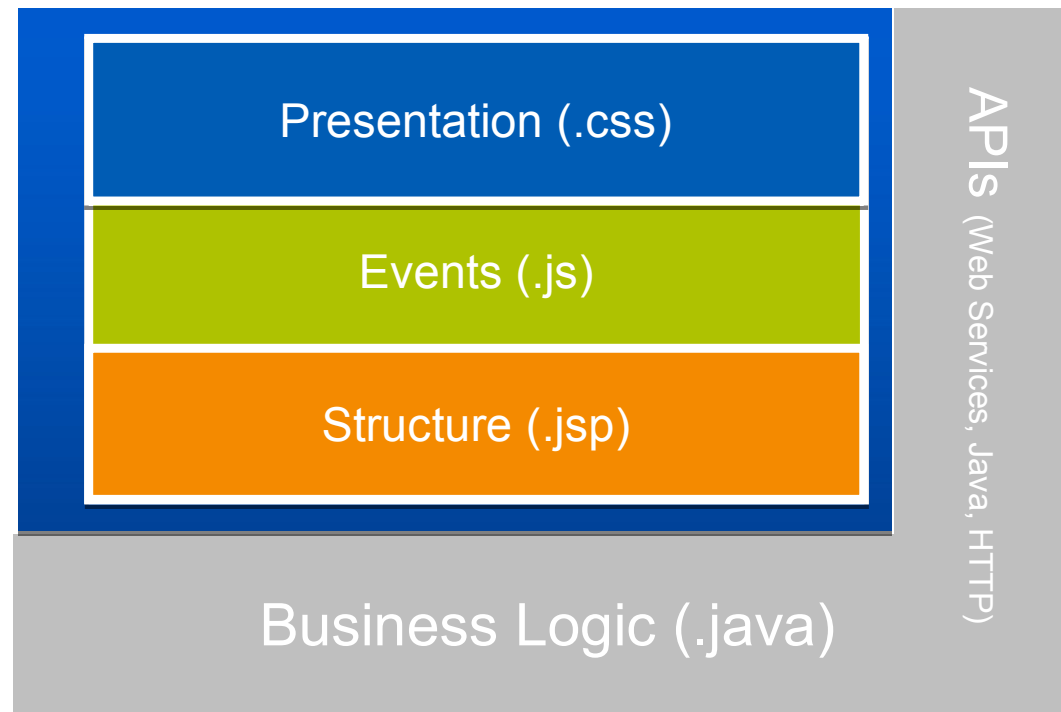


- Modern
- Intuitive
- Interactive

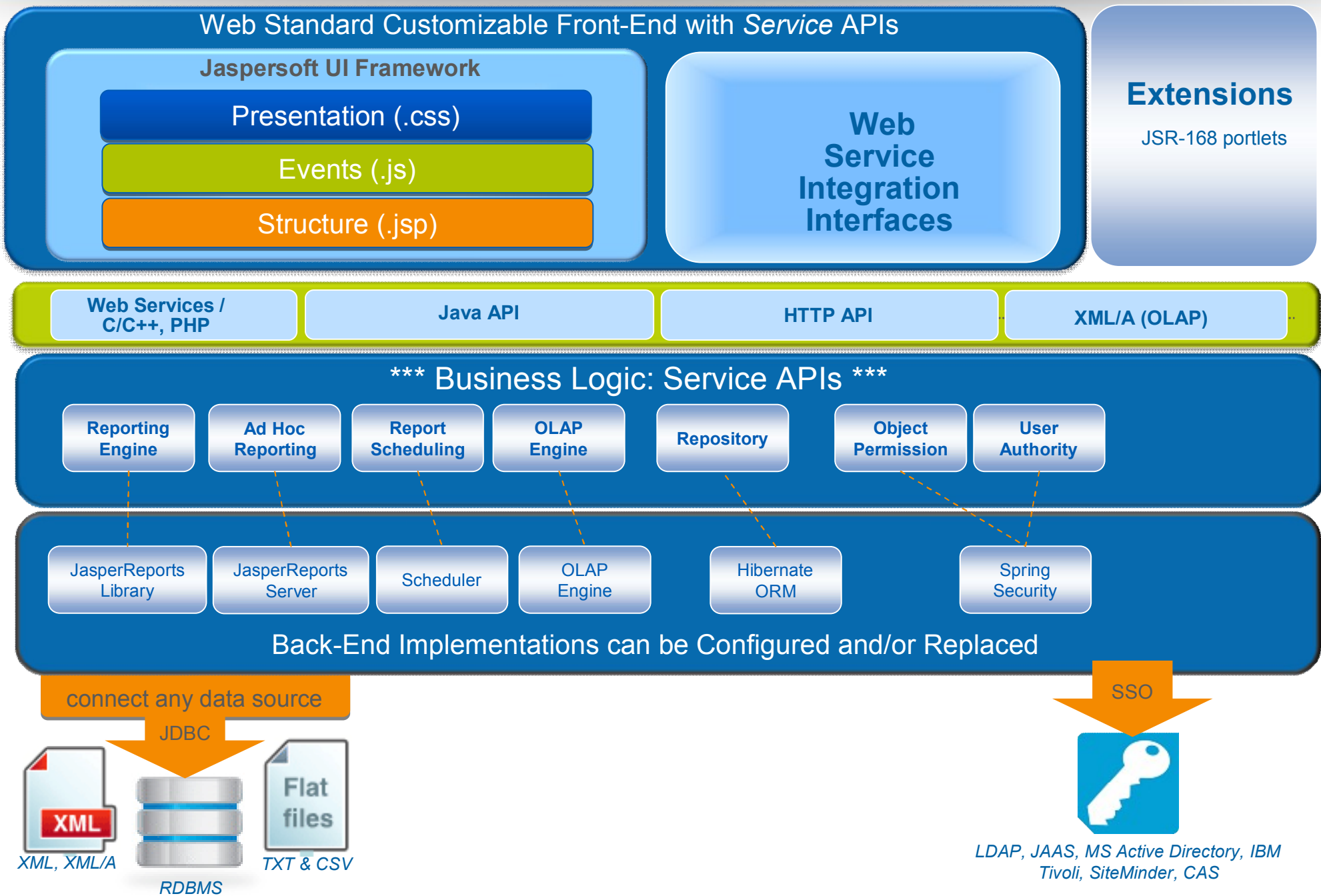


Demo

- Jaspersoft User Interface Framework
 - Separates presentation from structure & events
 - Follows Web UI Standards – W3C



Jaspersoft 4: 100% Web App BI Stack

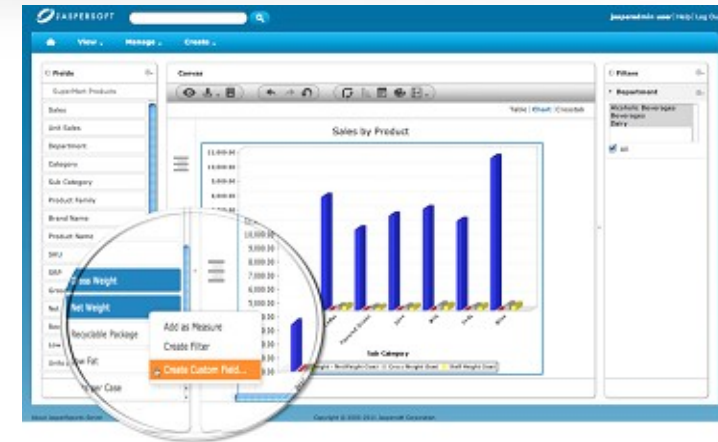


Jaspersoft 4: Easy to Embed & Integrate



■ For IT Applications

- Enables rapid prototyping
- Fits standards of existing applications
 - portals, UIs, SSO integration
- Delivers desired functionality












■ For Commercial Applications

- Affordable package
- UI Morphs into the look you require
- Per Tenant UI Themes



Other BI product UI framework

- [-]  Steel Wheels
 -  Analysis
 -  Charts
- [-]  Dashboards
 - [-]  Widget Library
 -  Analysis Views
 -  KPIs
 -  Report Snippets
 -  Reporting

```
ce: nowrap; display: none; ">
```

```
padding-top: 0px; padding-right: 0px; padding-bottom: 0px; padding-left: 0px; "  
="reports">  
wrap; ">
```

```
<td style="vertical-align: middle: ">  
    
</td>  
<td style="vertical-align: middle; ">  
  <div style="display: inline; " class="gwt-TreeItem" role="treeitem" id="gwt-uid-76">  
    Reporting  
  </div>  
</td>  
</tr>  
</tbody>  
</table>  
<div style="white-space: nowrap; display: none; ">  
  </div>  
</div>  
</div>  
</div>
```

This list of folders is
a table within a div
within a table with style
and semantics mixed
together

Organization

Ad Hoc Components

Analysis Components

Content Files

Dashboards

Data Sources

Domains

Images

Reports

Samples

```
<ul class="list responsive collapsible folders hideRoot" id="foldersTree" style="-moz-user-select: none; position: relative;">
  <li class="folders node open" id="node1" tabindex="-1">
    <p class="wrap button draggable"><b class="icon" id="handler1"></b></p>
    <ul class="list responsive collapsible" id="node1sub">
      <li class="folders node open" id="node2" tabindex="-1">
        <p class="wrap button draggable" id="anonymous_element_1"><b class="icon" id="handler2"></b><b>Organization</b></p>
        <ul class="list responsive collapsible" id="node2sub">
          <li class="folders node closed" id="node3" tabindex="-1">
            <p class="wrap button draggable" id="anonymous_element_3"><b class="icon" id="handler3"></b><b>Ad Hoc Components</b></p>
          </li>
          <li class="folders node closed" id="node4" tabindex="-1">
            <p class="wrap button draggable" id="anonymous_element_4"><b class="icon" id="handler4"></b><b>Analysis Components</b></p>
          </li>
          <li class="folders node closed" id="node5" tabindex="-1">
            <p class="wrap button draggable" id="anonymous_element_5"><b class="icon" id="handler5"></b><b>Content Files</b></p>
          </li>
          <li class="folders node closed" id="node6" tabindex="-1">
            <p class="wrap button draggable" id="anonymous_element_6"><b class="icon" id="handler6"></b><b>Dashboards</b></p>
          </li>
          <li class="folders node closed" id="node7" tabindex="-1">
            <p class="wrap button draggable" id="anonymous_element_7"><b class="icon" id="handler7"></b><b>Data Sources</b></p>
          </li>
          <li class="folders node closed" id="node9" tabindex="-1">
            <p class="wrap button draggable" id="anonymous_element_8"><b class="icon" id="handler9"></b><b>Domains</b></p>
          </li>
          <li class="folders node closed" id="node10" tabindex="-1">
            <p class="wrap button draggable" id="anonymous_element_9"><b class="icon" id="handler10"></b><b>Images</b></p>
          </li>
          <li class="folders node open" id="node12" tabindex="-1">
            <p class="wrap button draggable" id="anonymous_element_12"><b class="icon" id="handler12"></b><b>Reports</b></p>
            <ul class="list responsive collapsible" id="node12sub">
              <li class="folders node closed" id="node16" tabindex="-1">
                <p class="wrap button draggable"><b class="icon" id="handler16"></b><b>Samples</b></p>
              </li>
            </ul>
          </li>
        </ul>
      </li>
    </ul>
  </li>
</ul>
```

This list of folders is
a list in the HTML code
with meaningful semantics



View ▾

Manage ▾

Create ▾

Fields

foodmart data for crosstab

Customer Country

Customer State

Customer City

Customer Gender

Product Family

Product Category

Product Subcategory

Product Name

Product Department

Store Country

Store State

Canvas



Sample Data | Full Data

Table | Chart | Crosstab

Product Sales

Store State	Product Subcategory	Unit Sales
Guerrero	Nuts	2.00
Guerrero	Nuts	4.00
Guerrero	Nuts	4.00
Guerrero	Nuts	3.00
Guerrero	Nuts	3.00
WA	Nuts	1.00
WA	Nuts	3.00

Filters

Store State

BC
CA
DF
Guerrero
Jalisco☒ All

Store Country

Canada
Mexico
USA☒ All

Home
View
Manage
Create

Report Canvas



Sample Data | Full Data

Table | Chart | Crosstab

Product Sales

Store State	Product Subcategory	Unit Sales
Guerrero	Nuts	2.00
Guerrero	Nuts	4.50
Guerrero	Nuts	3.00

Fields

Foodmart data for Crosstab

Customer Country

Customer State

Customer City

Customer Gender

Product Family

Product Category

Product Subcategory

Fields

▼ Store Country

Canada
Mexico
USA

☒ All

Fields

▼ Store State

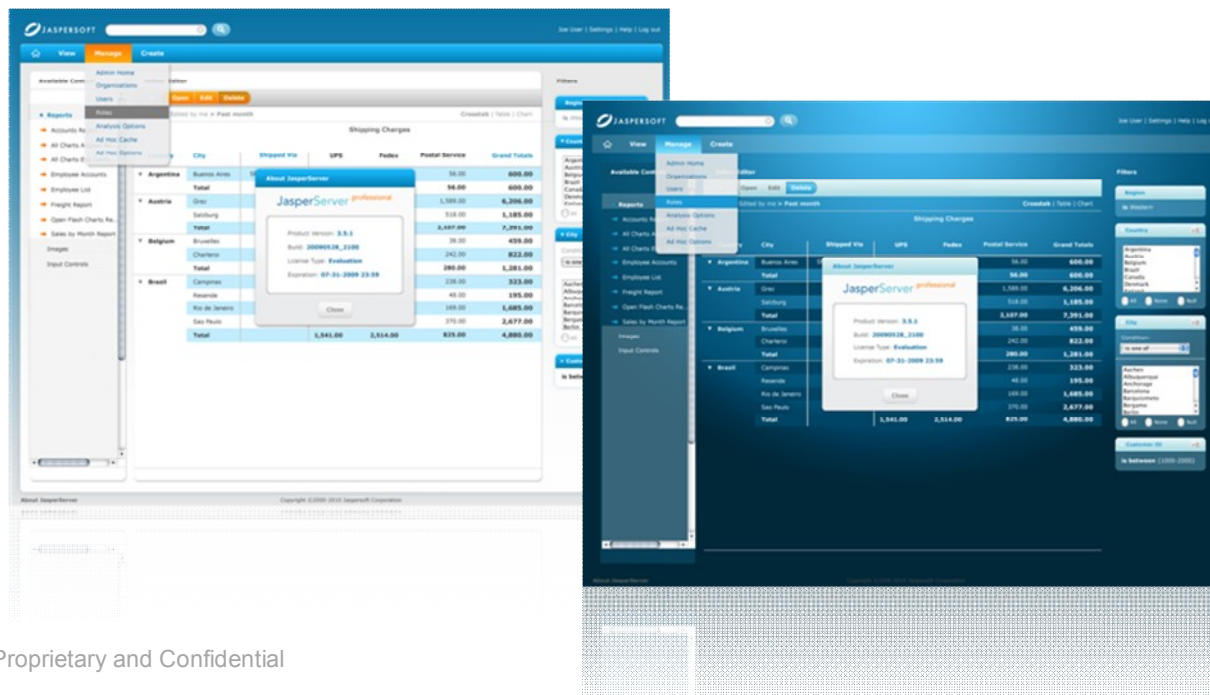
BC
CA
DF
Guerrero

☒ All

Demo

The World's First End-to-End BI designed for Web Applications

- Consumer Web Application-like UI
- 100% Complete Web Application BI Stack
- Easy to Embed and Integrate



Commercial Editions

Jaspersoft Business Intelligence Enterprise

- Data Integration
- OLAP Analysis
- Audit Logging

Jaspersoft Business Intelligence Professional

- Ad Hoc Report Designer
- Dashboard Designer
- In-Memory Analysis

JasperReports Server Professional

- Report Repository
- User Access & Administration
- Report Scheduling

JasperReports Professional

- Java Reporting Library
- Report Studio
- Professional Charts



Don't Miss it!



- February 7-9, 2011
- Hyatt Fisherman's Wharf
- San Francisco
- Keynotes by Howard Dresner, Marten Mickos
- Hands-on technical sessions
- Fun events



Learn more: www.jaspersoft.com



E-mail: Americas: sales@jaspersoft.com
Europe, Middle-East, Africa: sales-EMEA@jaspersoft.com
Asia-Pacific: sales-APAC@jaspersoft.com

Phone: Americas: 888.399.2199 or 415.348.2380
Europe, Middle-East, Africa: +353 1 443 4700
Asia-Pacific: +66 2 625-3165